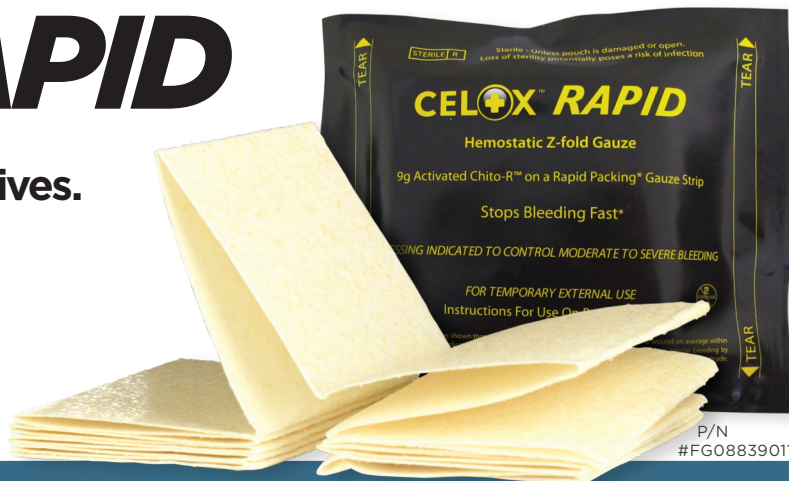


# CELOX<sup>TM</sup> **RAPID**

**Saves Time. Saves Blood. Saves Lives.**

**The First  
Minimal Compression Time  
Gauze For Tactical Hemostasis**



THE BEST SOLUTION FOR **DIRECT THREAT CARE**

**(RAPID PACKING + MINIMUM COMPRESSION TIME)  
MINUTES SAVED** **BLOOD LOSS  
REDUCED**

**= LIVES SAVED**

## **RAPID PACKING**

Celox<sup>TM</sup> RAPID 5' Z-Fold packs faster than other 12' competitive gauzes. On average, the time taken with Celox<sup>TM</sup> RAPID was half of the time compared to Combat Gauze<sup>TM</sup> and ChitoGauze<sup>TM</sup> <sup>(1)</sup>

## **RAPID COMPRESSION**

Celox<sup>TM</sup> RAPID speeds up compression time compared to Combat Gauze<sup>TM</sup>. <sup>(2)</sup>

## **REDUCED BLOOD LOSS**

Celox<sup>TM</sup> RAPID demonstrated decreased secondary blood loss in comparison to Combat Gauze. <sup>(3)</sup>

## **STABILITY IN EVACUATION**

Celox<sup>TM</sup> RAPID maintains its volume and adhesion to wet tissue during use, helping it to stay in place during patient transport and maintain hemostasis during transit.

(1) Reduced Application Time with a Rapid Packing Gauze Hemostat Andrew Hoggarth, Craig Hardy, Guy Eason, Chris Marsden (Medtrade Products Ltd, Crewe, UK) (2) Testing a new gauze hemostat with reduced treatment time Hoggarth A1, Hardy C1, Millner R2, Lyon A1 (1: Medtrade Products Ltd, UK, 2: Blackpool Victoria Hospital, UK) (3) Chitosan based advanced hemostatic dressing is associated with decreased blood loss in a swine uncontrolled hemorrhage model Corrected Proof, 15 March 2013 Nicholas R. Kunio, Gordon M. Riha, Katherine M. Watson, Jerome A. Differding, Martin A. Schreiber, Jennifer M. Watters 10.1016/j.amjsurg.2013.01.014 The American Journal of Surgery

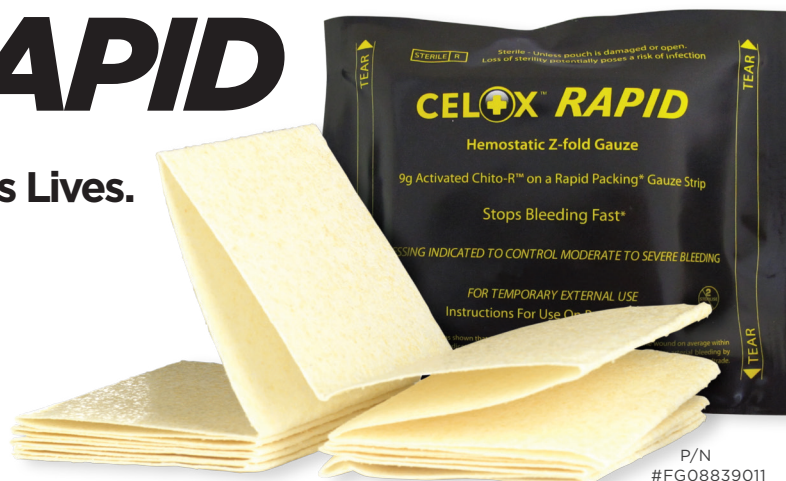
\*Combat Gauze<sup>TM</sup> is a registered TM of Z-Medica Corporation.  
ChitoGauze<sup>TM</sup> is a registered TM of HemCon Medical Technologies.



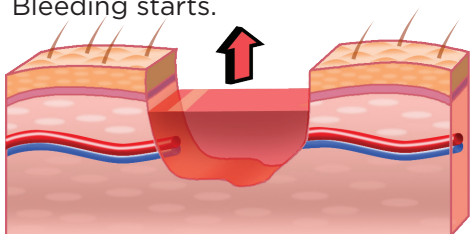
# CELOX<sup>TM</sup> RAPID

**Saves Time. Saves Blood. Saves Lives.**

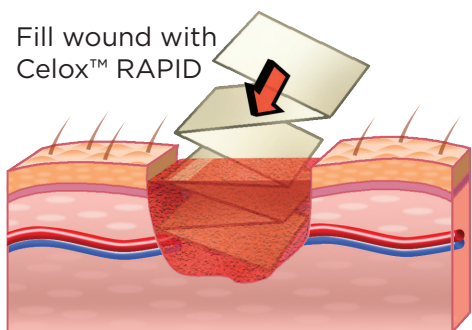
Indicated for temporary external use to control moderate to severe bleeding.



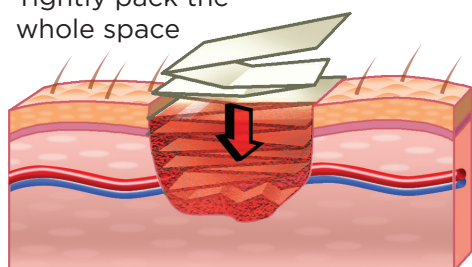
Bleeding starts.



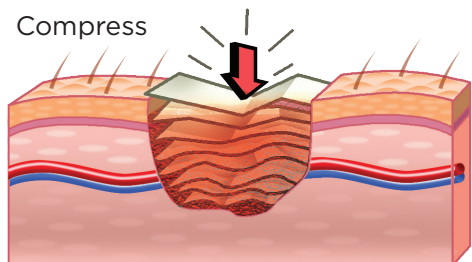
Fill wound with Celox<sup>TM</sup> RAPID



Tightly pack the whole space



Compress



## How to Use...

### Instructions for use...

1. Tear open pack. Take out the Celox<sup>TM</sup> RAPID and take one end of the Z-folded gauze.
2. Tightly pack the unfolding Celox<sup>TM</sup> RAPID directly to the source of the bleeding. Pack remaining wound cavity with Celox<sup>TM</sup> RAPID or standard gauze. Excess Celox<sup>TM</sup> RAPID can be torn or cut if necessary.
3. Apply FIRM pressure directly to the wound for a least one minute or until bleeding stops.
4. Wrap and tie with a bandage so as to maintain pressure on the wound.
5. Discard any remaining Celox<sup>TM</sup> RAPID.
6. Transfer patient to medical facility as soon as possible.
7. Show empty pack to medical personnel.

Contact us at [www.biostatllc.com](http://www.biostatllc.com) | 407.252.6758  
[facebook.com/tactical.biostat](https://www.facebook.com/tactical.biostat)

